

Company Report: Petrolifera Petroleum Limited (TSX:PDP)

July 16, 2009

A snap shot of company officer and director insider public-market activity for the past year, plus a list of all insider transactions and holdings.

Public Market Activity: Company Officers and Directors



Price and volume charts represent common share or trust unit transactions by company officers and directors reported in SEDI. Information on the charts may not include transactions by insiders of subsidiaries, 10% security holders or other insiders, or trades in other securities such as options or convertible debt.

One Year Public Market Bias

	Company Officers and Directors	
	Buying	Selling
CEO	\$11,788 ●	-\$577,807 ◊
CFO	\$30,600 ▲	None △
OFFICER	\$100,014 ◆	None ◇
DIRECTOR	\$340,811 ■	-\$204,673 □
Total	\$483,213	-\$782,480
Net Selling -\$299,267		

Previous Day's Marker Trading

Ticker	Volume		
	Buy	Sell	Net
No Activity Reported			

Previous day's marker trades may not be represented on the charts. Please see last page for details on Marker Trading Reports.

CEO and CFO titles of insiders are provided on a reasonable efforts basis, as are the elimination of duplicate filings across multiple accounts in net buying or selling totals. All data presented should be treated as estimates as it is based on insider filings subject to input errors. This report does not constitute a buy or sell recommendation for the security.

Disclaimer: User agrees to only use information contained in this report for the purposes as set out in section 6.2 of COMPANION POLICY 55-102CP TO NATIONAL INSTRUMENT 55-102 of the Canadian Securities Administrators and to comply with all privacy laws. INK provides general information. INK is not an investment advisory service, a financial planner, an investment advisor nor a securities advisor. INK does not purport to tell people, or suggest to people, what they should buy or sell for themselves. Opinions and recommendations contained herein should not be construed as investment advice. Do not assume that any recommendations, insights, charts, theories, or philosophies will ensure profitable investment. Users should always consult with and obtain advice from their professional licensed financial advisor, including their tax advisor, to determine the suitability of any investment. INK recommends that anyone making an investment or trading securities do so with caution. Users should perform full due diligence and investigate any security fully before making an investment or before the execution of a security trade based upon information learned through INK. Investors should obtain annual reports and other company information to complete their own due diligence in any investment. Neither INK nor anyone affiliated with INK is responsible for any investment decision made. INK has made all reasonable efforts to ensure that all information provided is accurate at the time of inclusion; however, there may be inadvertent and occasional errors. INK makes no guarantee of accuracy or completeness. Insider transaction filings are from SEDI®; SEDI® is a registered trade-mark owned by CDS INC. All information and opinion expressed herein is subject to change without notice. INK employees may have an ownership or investment interest in any stock mentioned in this report. Copyright © INK Research Corp. All rights reserved.

Latest Filings Over the Past 12 Months - Maximum 60

■ - Information that has been adjusted or estimated by INK ■ - Amended filing

Transaction Date	Insider Name	Ownership Type	Nature of Transaction	Security	Price (\$)	Shares/Units	Account Change*	Account Balance
May 28/09	■ Gustajtis, Kazimier Andrew	Direct Ownership	Grant of options	Options	0.000	30,000	60%	80,000
May 28/09	■ Johnston, Gordon Harold	Direct Ownership	Grant of options	Options	0.000	21,000	n/a	21,000
May 28/09	■ Smith, Christopher J.	Direct Ownership	Grant of options	Options	0.000	30,000	12%	275,000
May 28/09	◆ Erlich, Robert Nathaniel	Direct Ownership	Grant of options	Options	0.000	132,000	59%	357,000
May 28/09	■ DiCapo, Pasquale	Direct Ownership	Grant of options	Options	2.640	21,000	n/a	21,000
May 28/09	■ McGregor, Stewart Donald	Direct Ownership	Grant of options	Options	0.000	30,000	26%	145,000
May 28/09	■ Evans, Colin Michael	Direct Ownership	Grant of options	Options	0.000	30,000	13%	266,000
May 28/09	◆ Kennedy, Jennifer Kathleen	Direct Ownership	Grant of options	Options	0.000	30,000	30%	130,000
May 28/09	◆ Wine, Gary Dale	Direct Ownership	Grant of options	Options	0.000	186,000	48%	577,000
May 28/09	● Gusella, Richard Allan	Direct Ownership	Grant of options	Options	0.000	210,000	92%	438,000
May 28/09	▲ Bibby, Kristen Jon	Direct Ownership	Grant of options	Options	0.000	99,000	> 100%	195,000
May 22/09	▲ Bibby, Kristen Jon	Indirect Ownership	Public market buy	Common Shares	2.500	5,000	48%	15,500
May 20/09	◆ Erlich, Robert Nathaniel	Indirect Ownership	Public market buy	Common Shares	USD 2.148 - 2.276	14,000	n/a	14,000
May 14/09	Ogle, Kelly James	Direct Ownership	Public market buy	Common Shares	2.460	3,000	100%	6,000
May 13/09	■ McGregor, Stewart Donald	Direct Ownership	Public market buy	Common Shares	2.500	20,000	4%	547,200
May 13/09	Ogle, Kelly James	Direct Ownership	Public market buy	Common Shares	3.050	3,000	n/a	3,000
May 12/09	Ogle, Kelly James	Direct Ownership	Opening report	Common Shares	0.000	0	n/a	0
May 06/09	■ Johnston, Gordon Harold	Direct Ownership	Opening report	Options	0.000	0	n/a	0
May 06/09	■ DiCapo, Pasquale	Direct Ownership	Opening report	Options	0.000	0	n/a	0
May 06/09	■ Johnston, Gordon Harold	Indirect Ownership	Opening report	Common Shares	0.000	0	0%	148,700
May 06/09	■ DiCapo, Pasquale	Indirect Ownership	Opening report	Common Shares	0.000	0	0%	1,000
May 06/09	■ DiCapo, Pasquale	Direct Ownership	Opening report	Common Shares	0.000	0	0%	515,850
Mar 26/09	■ Gustajtis, Kazimier Andrew	Direct Ownership	Public market buy	Common Shares	1.370 - 1.380	44,300	> 100%	50,300
Mar 25/09	● Gusella, Richard Allan	Direct Ownership	Public market buy	Common Shares	1.160 - 1.180	10,000	11%	100,391
Feb 19/09	□ Barkwell, Donald David	Direct Ownership	Buyback, redemption, or cancellation	Options	0.000	-103,540	-37%	180,000
Feb 19/09	□ Smith, Christopher J.	Direct Ownership	Buyback, redemption, or cancellation	Options	0.000	-103,540	-30%	245,000
Feb 19/09	□ McGregor, Stewart Donald	Direct Ownership	Buyback, redemption, or cancellation	Options	0.000	-103,540	-47%	115,000
Feb 19/09	□ Gustajtis, Kazimier Andrew	Direct Ownership	Buyback, redemption, or cancellation	Options	0.000	-30,000	-38%	50,000
Feb 18/09	○ Gusella, Richard Allan	Direct Ownership	Buyback, redemption, or cancellation	Options	0.000	-330,000	-59%	228,000
Feb 18/09	◇ Wine, Gary Dale	Direct Ownership	Buyback, redemption, or cancellation	Options	0.000	-330,000	-46%	391,000

All data based on insider regulatory filings which are subject to input errors.

* Indicates percentage change of shares or units for the account in which the security is held. Many insiders have more than one account and the balance for each is calculated separately. See Holdings Summary for balances across all ownership types as reported in SEDI.

Latest Filings Over the Past 12 Months - Maximum 60 (cont'd)

■ - Information that has been adjusted or estimated by INK
 ■ - Amended filing

Transaction Date	Insider Name	Ownership Type	Nature of Transaction	Security	Price (\$)	Shares/ Units	Account Change*	Account Balance
Feb 18/09	▲ Bibby, Kristen Jon	Direct Ownership	Buyback, redemption, or cancellation	Options	0.000	-135,000	-58%	96,000
Feb 18/09	◆ Kennedy, Jennifer Kathleen	Direct Ownership	Buyback, redemption, or cancellation	Options	0.000	-48,000	-32%	100,000
Feb 17/09	□ Evans, Colin Michael	Direct Ownership	■ Buyback, redemption, or cancellation	Options	0.000	-103,540	-30%	236,000
Jan 06/09	◆ Wine, Gary Dale	Direct Ownership	Public market buy	Common Shares	1.400	14,200	4%	399,000
Dec 22/08	□ Gustajtis, Kazimier Andrew	Direct Ownership	Public market sale	Common Shares	1.000	-29,700	-83%	6,000
Dec 19/08	□ Gustajtis, Kazimier Andrew	Direct Ownership	■ Public market sale	Common Shares	1.100 - 1.160	-19,800	-36%	35,700
Dec 02/08	▲ Bibby, Kristen Jon	Indirect Ownership	Public market buy	Common Shares	1.430	5,000	91%	10,500
Nov 14/08	■ Gustajtis, Kazimier Andrew	Direct Ownership	Grant of options	Options	2.000	50,000	> 100%	80,000
Nov 14/08	■ McGregor, Stewart Donald	Direct Ownership	Grant of options	Options	2.000	50,000	30%	218,540
Nov 14/08	■ Maureau, Gerrit Theodore Francis	Direct Ownership	Grant of options	Options	2.000	50,000	25%	248,540
Nov 14/08	■ Barkwell, Donald David	Direct Ownership	Grant of options	Options	2.000	50,000	21%	283,540
Nov 14/08	■ Evans, Colin Michael	Direct Ownership	Grant of options	Options	2.000	50,000	17%	339,540
Nov 14/08	■ Smith, Christopher J.	Direct Ownership	Grant of options	Options	2.000	50,000	17%	348,540
Nov 14/08	▲ Bibby, Kristen Jon	Direct Ownership	Grant of options	Options	2.000	96,000	71%	231,000
Nov 14/08	◆ Kennedy, Jennifer Kathleen	Direct Ownership	Grant of options	Options	2.000	30,000	25%	148,000
Nov 14/08	◆ Wine, Gary Dale	Direct Ownership	Grant of options	Options	2.000	201,000	39%	721,000
Nov 14/08	● Gusella, Richard Allan	Direct Ownership	Grant of options	Options	2.000	228,000	69%	558,000
Oct 08/08	○ Gusella, Richard Allan	Direct Ownership	Private sale	Common Shares	2.100	-22,300	-19%	93,091
Oct 08/08	○ Gusella, Richard Allan	Direct Ownership	Public market sale	Common Shares	1.750 - 2.120	-92,700	-51%	90,391
Oct 08/08	Marston, Stephen Adair	Direct Ownership	Public market buy	Common Shares	1.840 - 1.850	2,500	100%	5,000
Oct 07/08	○ Gusella, Richard Allan	Direct Ownership	Public market sale	Common Shares	2.580 - 2.840	-43,700	-18%	205,391
Oct 06/08	○ Gusella, Richard Allan	Direct Ownership	Public market sale	Common Shares	2.440 - 2.950	-85,000	-25%	249,091
Oct 03/08	○ Gusella, Richard Allan	Direct Ownership	Public market sale	Common Shares	3.200 - 3.410	-15,000	-4%	334,091
Oct 02/08	○ Gusella, Richard Allan	Direct Ownership	Public market sale	Common Shares	3.400 - 3.410	-2,500	-1%	349,091
Oct 02/08	□ Gustajtis, Kazimier Andrew	Direct Ownership	Public market sale	Common Shares	3.420 - 3.500	-44,500	-45%	55,500
Oct 01/08	◆ Erlich, Robert Nathaniel	Indirect Ownership	Opening report	Common Shares	0.000	0	n/a	0
Oct 01/08	◆ Erlich, Robert Nathaniel	Direct Ownership	Opening report	Options	0.000	0	0%	225,000
Sep 17/08	▲ Bibby, Kristen Jon	Direct Ownership	Public market buy	Common Shares	3.650	3,000	60%	8,000
Sep 16/08	Marston, Stephen Adair	Direct Ownership	Public market buy	Common Shares	3.900	2,500	n/a	2,500
Aug 27/08	◆ Wine, Gary Dale	Direct Ownership	Public market buy	Common Shares	4.560	10,000	3%	384,800

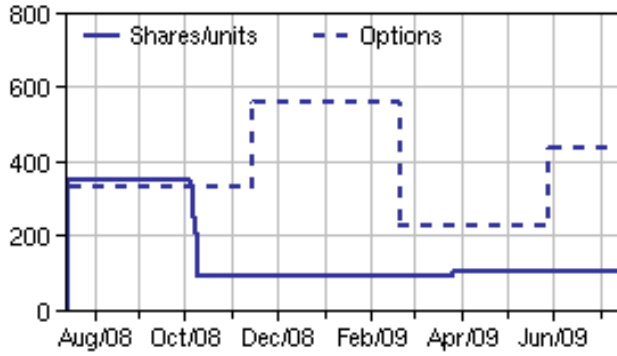
All data based on insider regulatory filings which are subject to input errors.

* Indicates percentage change of shares or units for the account in which the security is held. Many insiders have more than one account and the balance for each is calculated separately. See Holdings Summary for balances across all ownership types as reported in SEDI.

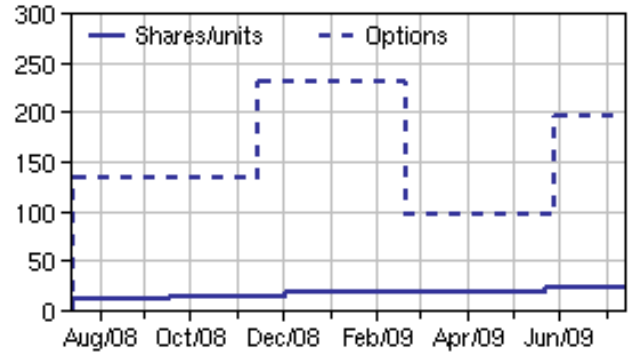
Holdings Summary

Data based on SEDI filings. Identified former insiders who ceased to be an insider during the past year are shown. Roster may include unidentified former insiders. Charts include identified former insiders up to the date they ceased to be an insider and are not adjusted for splits and consolidations.

CEO's Holdings (000's)



CFO's Holdings (000's)



Gusella, Richard Allan

Latest Filing Date: May 29, 2009

Direct Ownership

Common Shares	100,391
Options	438,000
Warrants	0

Indirect Ownership

Common Shares	1,300
---------------	-------

Bibby, Kristen Jon

Latest Filing Date: May 29, 2009

Direct Ownership

Common Shares	8,000
Options	195,000

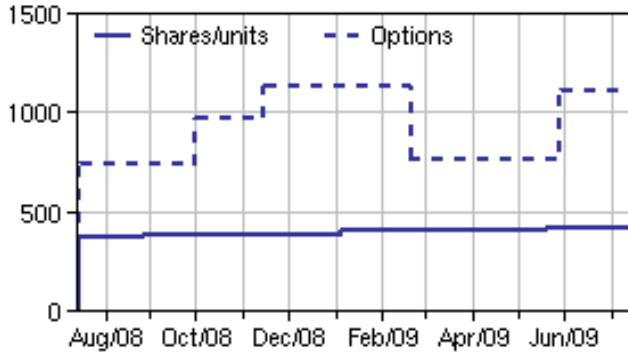
Indirect Ownership

Common Shares	15,500
---------------	--------

Holdings Summary (cont'd)

Data based on SEDI filings. Identified former insiders who ceased to be an insider during the past year are shown. Roster may include unidentified former insiders. Charts include identified former insiders up to the date they ceased to be an insider and are not adjusted for splits and consolidations.

Other Officers's Holdings (000's)



Erlich, Robert Nathaniel

Latest Filing Date: June 1, 2009

Direct Ownership

Options 357,000

Indirect Ownership

Common Shares 14,000

Kennedy, Jennifer Kathleen

Latest Filing Date: May 29, 2009

Direct Ownership

Common Shares 0

Options 130,000

Kines, Richard Robert Joseph

Latest Filing Date: February 7, 2007

Direct Ownership

Common Shares 0

Options 41,000

Wine, Gary Dale

Latest Filing Date: May 29, 2009

Direct Ownership

Common Shares 399,000

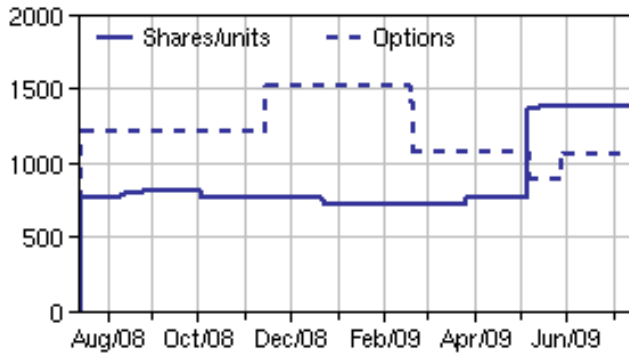
Options 577,000

Warrants 7,500

Holdings Summary (cont'd)

Data based on SEDI filings. Identified former insiders who ceased to be an insider during the past year are shown. Roster may include unidentified former insiders. Charts include identified former insiders up to the date they ceased to be an insider and are not adjusted for splits and consolidations.

Director's Holdings (000's)



Barkwell, Donald David

Date Ceased to be an Insider: May 6, 2009

Latest Filing Date: February 23, 2009

Direct Ownership

Common Shares	62,500
Options	180,000
Warrants	0

DiCapo, Pasquale

Latest Filing Date: May 29, 2009

Direct Ownership

Common Shares	515,850
Options	21,000

Indirect Ownership

Common Shares	1,000
---------------	-------

Evans, Colin Michael

Latest Filing Date: May 29, 2009

Control or Direction

Common Shares	2,000
---------------	-------

Direct Ownership

Common Shares	0
Options	266,000

Gustajtis, Kazimier Andrew

Latest Filing Date: June 1, 2009

Direct Ownership

Common Shares	50,300
Options	80,000

Indirect Ownership

Common Shares	20,000
---------------	--------

Johnston, Gordon Harold

Latest Filing Date: June 1, 2009

Direct Ownership

Options	21,000
---------	--------

Indirect Ownership

Common Shares	148,700
---------------	---------

Maureau, Gerrit Theodore Francis Ross

Latest Filing Date: November 21, 2008

Direct Ownership

Common Shares	18,500
Options	248,540
Warrants	1,000

Director's Holdings Summary (cont'd)

Data based on SEDI filings. Identified former insiders who ceased to be an insider during the past year are shown. Roster may include unidentified former insiders. Charts include identified former insiders up to the date they ceased to be an insider and are not adjusted for splits and consolidations.

McGregor, Stewart Donald

Latest Filing Date: May 29, 2009

Control or Direction

Common Shares	5,000
---------------	-------

Direct Ownership

Common Shares	547,200
Options	145,000
Warrants	0

Indirect Ownership

Common Shares	0
Warrants	0

Smith, Christopher J.

Latest Filing Date: June 1, 2009

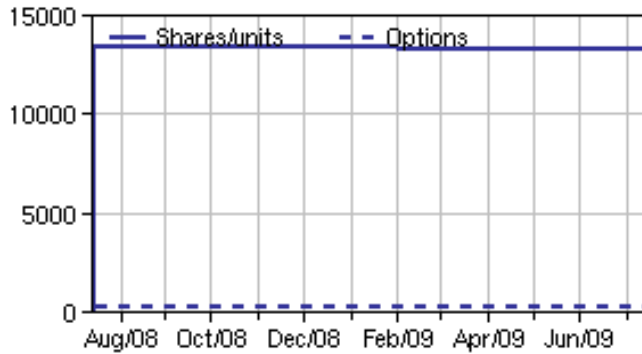
Direct Ownership

Common Shares	78,000
Options	275,000
Warrants	0

Holdings Summary (cont'd)

Data based on SEDI filings. Identified former insiders who ceased to be an insider during the past year are shown. Roster may include unidentified former insiders. Charts include identified former insiders up to the date they ceased to be an insider and are not adjusted for splits and consolidations.

10% Holder's Holdings (000's)



Berard, Charles Watson

Date Ceased to be an Insider: February 1, 2009
 Latest Filing Date: February 26, 2007

Control or Direction

Common Shares	117,901
Warrants	0

Direct Ownership

Common Shares	0
Warrants	6,400

Carrothers, Ian Scott

Latest Filing Date: June 30, 2008

Direct Ownership

Common Shares	2,000
---------------	-------

Connacher Oil and Gas Limited

Latest Filing Date: May 1, 2007

Direct Ownership

Common Shares	13,142,859
Options	200,000
Warrants	0

Longley, Russell Wesley

Latest Filing Date: June 27, 2008

Direct Ownership

Common Shares	2,222
---------------	-------

Marston, Stephen Adair

Latest Filing Date: October 8, 2008

Direct Ownership

Common Shares	5,000
---------------	-------

Ogle, Kelly James

Latest Filing Date: May 14, 2009

Direct Ownership

Common Shares	6,000
---------------	-------

Sametz, Peter D.

Latest Filing Date: June 27, 2008

Direct Ownership

Common Shares	102,750
Warrants	0

About Marker Trading Reports

Marker Trading reports indicate if company officers, directors, and other insiders along with shareholders who own more than 10% of company shares have made a trade on either the TSX or TSX Venture Exchange during the previous trading day. This is based on preliminary information reported by the exchange which is collected from third parties. This data is subject to error. Once we are provided corrected information from the exchange, INK will make every reasonable effort to publish corrections to any Marker Trading report that contained inaccurate data by noting the details of the revision in the relevant INK Company Insider report. Corrections will only show up once so this report should be monitored daily if using the Marker Trading data.

The details of who bought and at what price will be reported by INK in its Latest Filing section of the Company Insider report after an insider filing is made with regulators for the Marker Trading transaction. This may involve a delay of a number of days. In addition, some trades that show up as Marker Trading may be exempt from insider reporting requirements and in these cases details will not be reported by INK. Some of the common exemptions granted from insider reporting requirements are certain purchases made in automatic employee purchase plans granted under National Instrument 55-101 or transactions made by eligible investment funds that rely on National Instrument 62-103 (Part 4). Links to these documents can be found on INK Research's website under the FAQ section, question 1 (www.inkresearch.ca/faq.php#1).

The term "marker" is used because brokers put a special "flag" beside any buy or sell order executed by insiders or significant holders on either the TSX or TSX Venture Exchange. At the present time, Marker Trading reports are not available for insider trades made on alternative Canadian exchanges such as Alpha Trading Systems or on US and other foreign stock markets.